



# DIE ZIRKONZAHN SCHULE

*The Zirkonzahn School – In honour of craftsmanship*

# WE GIVE YOU STRENGTH AND A HOME!



The more knowledge and skills a person has, the more virtuous his ability. Virtue requires more than the mere adherence to a working method. It requires the willingness to cope with one's personality and achievements, to train one's perception, to develop a cultural understanding and to internalise work ethics and traditions proven over generations. By conceiving the Zirkonzahn School, I created a concept which combines a sound dental technical teaching with a school of life and culture.

We think that many people have great hidden talents, which can only be developed and released by self-gained insights.

Only by seeing and then clearly understanding you are able to expand your knowledge and personal growth.

This works only if you feel the need deep inside of you.

Come with your book and let us fill the empty pages with something new! Together we are going to overcome internal resistance.

*Lucio Steyer*

My laboratory – my workplace – can be my home if I face my profession with reverence, respect and humility.



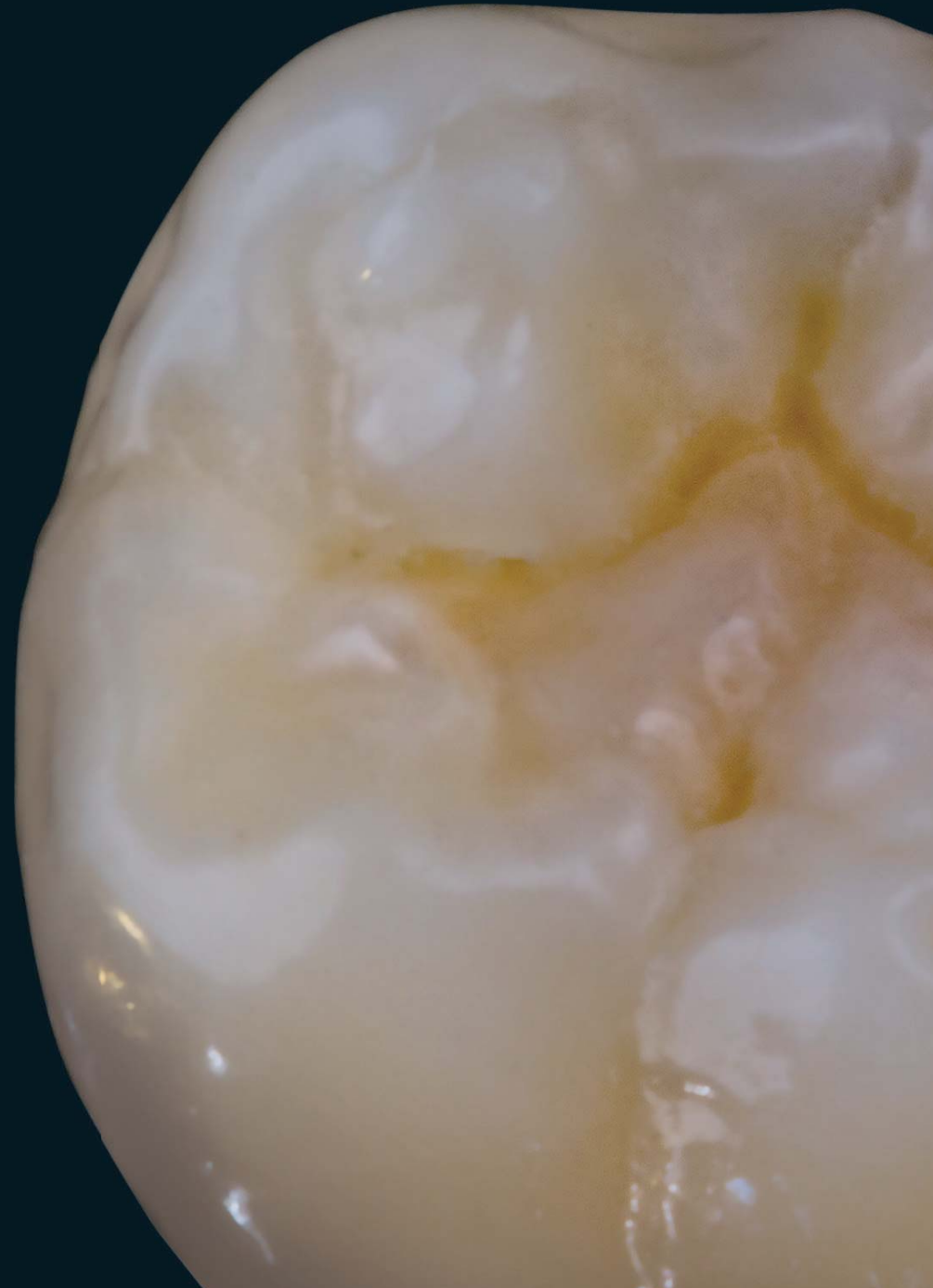


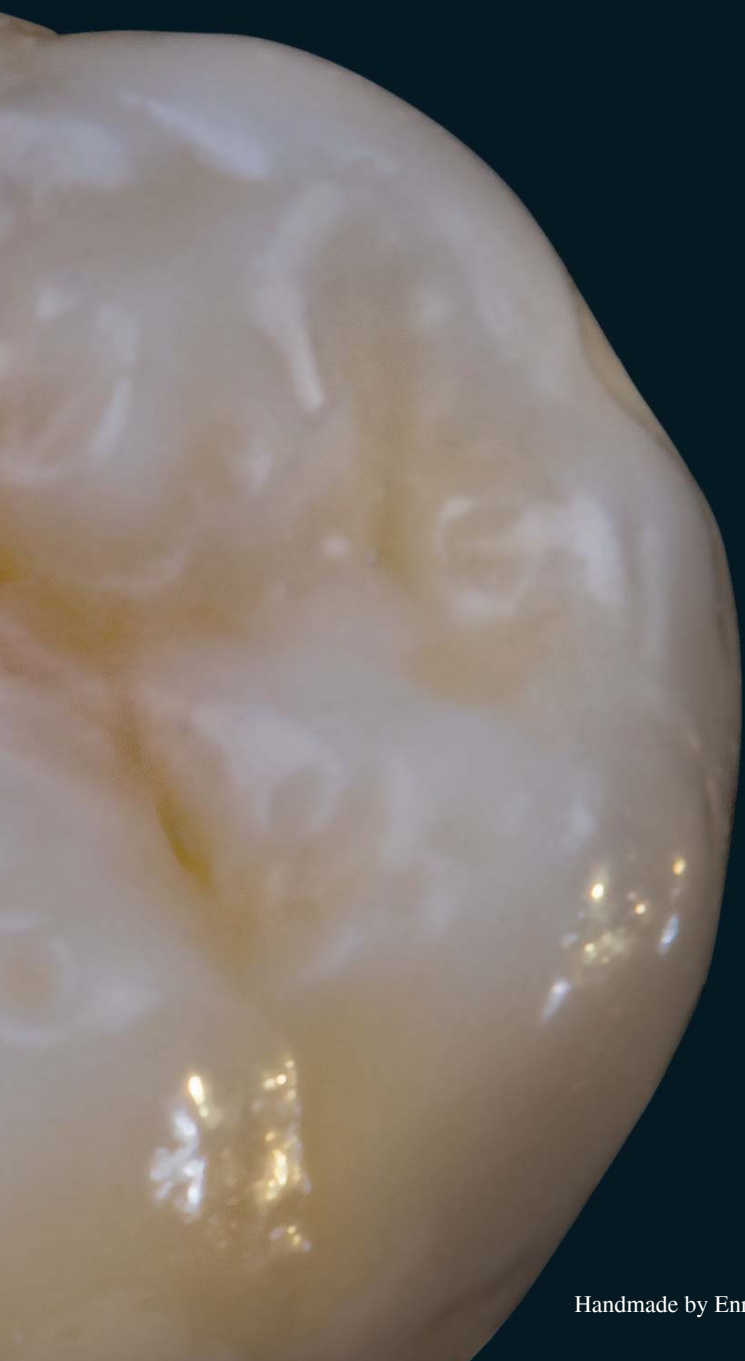
# FASCINATION EDUCATION

Education means recognising and remembering the essence and character of something new. Humans have gathered new insights over thousands of years and the smartest ones have written them down.

## SOLUTIONS FOR THE BENEFIT OF THE PATIENT

The modern human, when it comes to health, wants to be treated according to the latest findings in medical technology. In order to satisfy this wish, we offer groundbreaking solutions resulting from in-house research and development as well as the corresponding training.





## ZIRKONZAHN.COURSES

Our origin lies in a dental laboratory, in which today we are focussing on research and development.

Thanks to the non-binding economic viability of our laboratory, we have the freedom and time to dedicate ourselves entirely to the most refined techniques with the aim to find better solutions. All details are meticulously analysed, optimised, checked and investigated in-vivo in collaboration with universities and institutions. All findings are recorded and implemented into our training programmes. Our courses are intensive training sessions, in which we exchange ideas and learn together within a collegiate atmosphere.

## ZIRKONZAHN.SCHOOLS BY ENRICO STEGER

The Zirkonzahn Schools are efficient educational places where we uncompromisingly put what we have learned into practice. We use a strictly organised community and severity as a tool to overcome internal resistance and weakness of will to unleash new powers.

# ZIRKONZAHN.SCHOOLS

HELDENCAMPUS

RANGER SCHOOL

MILITARY SCHOOL

SAFARI SCHOOL

FOREST SCHOOL

**NEW!** THE FORGE

# ZIRKONZAHN.COURSES

## CAD/CAM MILLING

CAD/CAM MILLING INTRO

CAD/CAM MILLING METAL  
TELESCOPE & PARTIAL DENTURE

MOBILE LABORATORY

CAD/CAM MILLING  
FACE HUNTER

CAD/CAM MILLING INSTALL

CAD/CAM MILLING  
IMPLANT-PLANNER

CAD/CAM MILLING A

CAD/CAM MILLING  
DIGITAL EXPERT

CAD/CAM MILLING B

INDIVIDUAL TRAINING

CAD/CAM MILLING METAL

CAD/APP

PRETTAU® 4 ANTERIOR®  
ON TECNO MED MINERAL

PRETTAU® 4 ANTERIOR®  
ON SINTERMETALL

PRETTAU® 4 ANTERIOR®  
ON TITAN

FULL DENTURE

TECNO MED A

TECNO MED B

INDIVIDUAL TRAINING

APPLICATIONS

PRETTAU® BRIDGE  
ART

PRETTAU® BRIDGE  
AESTHETICS A

PRETTAU® BRIDGE  
AESTHETICS B

PRETTAU® 4 ANTERIOR® ART

CERAMIC LAYERING BUCCAL

CERAMIC LAYERING

GINGIVA-COMPOSITES LAYERING

INDIVIDUAL TRAINING

■ = UNDER PREPARATION

Zirkonzahn®







# ZIRKONZAHN.SCHOOLS

BY ENRICO STEGER

# HELDENCAMPUS

FOR THE TRUE MASTERS OF DENTAL TECHNOLOGY

Some people develop special qualities because they are great thinkers. Their constant striving for new experiences leads them with a tireless passion and allows them to cross borders.

This IRON WILL generates new kinds of awareness and special skills which result in great performances. Satisfaction is reached which again gives them the STRENGTH to overcome indolence. The human pursuit of HAPPINESS and SATISFACTION should be performed in the noblest way: refinement. It is our pursuit to teach this. We thus elect people, heroes, who take new paths, who do not fear to fail and who pursue virtuous refinement. Absolute DISCIPLINE, OBEDIENCE, IRON WILL and a tremendous amount of STRENGTH are the requirements.







#### PROGRAMME DETAILS:

One cannot apply for the Heldencampus.

Enrico Steger himself invites the participants.

Only true masters of dental technology will be selected.

They distinguish themselves by unique virtuosity, increased expertise, talent and iron will. The Heldencampus is a completely spartan place. The principle of medial and social asceticism prevails. Fundamental disciplines of handcraft are revived, virtues awakened, hidden potentials discovered.

In short – true heroes are forged.

Target group	Virtuosos of dental technology, who possess a high level of virtue, technical knowledge and willpower
Course duration	5 days
Requirement	Invitation only
Participants	3

# RANGER SCHOOL

## CLIMB THE MOUNTAIN

The ranger, a guardian and protector. Resoluteness, alertness, willing to defend values, absolute humility before nature and unflagging contribution to the goal. These are the principles of the Ranger School. With an iron will, we consistently pass on all our knowledge to our disciples. Thus the disciple will become a virtuoso master himself and subsequently teach the disciples who follow. We teach the essential of both art and dental technology; we devote, for instance, 100 minutes per day to modelling, we work on very challenging cases, photography and aesthetics. Our disciples will have to do homework and face challenges which will bring them to their limits. The fact that they live and learn together in perfect unity will help them overcome these obstacles. To understand the bigger picture, it is indispensable to convey the values of culture. To reach this objective, the written word is studied and tested, the elocution celebrated and body, mind and character developed.

The Ranger School offers knowledge from which the disciples can profit throughout their whole life and their sense of connection between each other will never fade.



## PROGRAMME DETAILS:

The Ranger School prepares young dental technicians for the future in their own dental laboratory. The fundamentals of this well-founded dental technical school are the latest technologies. It is enriched with aspects of an all-embracing school of life and culture. Thought process and personal development are individually initiated and accelerated by strict rules, rigorous commands, and team building.

Target group	Young dental technicians who want to get ready for their own future laboratory
Course duration	Several months
Prerequisite	Intrinsic strive for knowledge and development with the willingness to gain new insights
Participants	6



# MILITARY SCHOOL

## FOR YOUNG AND WILD

Since the dawn of time, people have formed groups as a means to deal with conflict and efficiently harness combined strength.

The military is the oldest organisation of mankind, which has constantly improved its structure over generations. The success of an army depends on discipline and loyalty. Thanks to skilful organisation, it was possible to bring warfare to perfection.

This, in turn, decides between victory and defeat.

Our goal now is to discern the non-aggressive and unwarlike elements of the military to use them as a basis for our Military School. Discipline, diligence, integrity, humility, moderation, courage, justice, patience, simplicity and modesty are our virtues.

You first need to get in touch with these virtues to enjoy them and to discover how you can benefit from them for the achievement of your goals. How can you be captured by something if you have not seen it beforehand?





## PROGRAMME DETAILS:

The Military School follows a strict procedure. Each step will be repeated many times until it becomes engraved in your memory. Discipline is the central virtue you will imbibe during this one-week course: get up early, complete morning exercises, abide by the strict schedule. Work is next. You will deepen an understanding of manual modelling and intensively work on CAD/CAM technology through casework made from Prettau® zirconia. After the work is done, challenges which bring you to your physical and mental limits await you.

### Target group

#### **Beginners:**

Young dental technicians and apprentices with basic knowledge of the Zirkonzahn CAD/CAM system and processing of Prettau® zirconia

#### **Captain Advanced:**

Young dental technicians and apprentices who have already gathered experience with the Zirkonzahn CAD/CAM system and the processing of Prettau® 4 Anterior® zirconia

Course duration 5 days

Participants 6

# SAFARI SCHOOL

## RAMBLING THROUGH OUR HOMELAND

The Safari School is a ramble through our homeland which goes hand in hand with hard work in the workshop where handicraft is carried out. Handicraft means creating something valuable with a lot of patience and diligence and it consists of concrete actions and critical observations. The Safari School stands for the framework programme of the course. We will put you in a good mood inspiring your positivism which in turn will increase your will for learning. Our aim is to teach you in an efficient and sustainable work ethic. We want to be the best teachers! We will turn you into a well-trained highly skilled individual, because those who love what they do, never tire from it.







## PROGRAMME DETAILS:

In the Safari School, the possibilities of the digital registration of patient cases by means of the Face Hunter facial scanner and the PlaneSystem® will be explained from scratch and integrated into the workflow of the digital production of dental restorations. Furthermore, various ceramic layering techniques, as well as the elaboration of Prettau® 4 Anterior® anterior teeth will be taught. The group will meet the challenges of the course as a whole. Together, the participants will do morning sports and different group activities. The accommodation will be extravagant and spartan.

Target group	Experienced dental technicians with a thirst for knowledge and curiosity about the world of the CAD/CAM technology and our homeland
Course duration	5 days
Prerequisites	Classical and sound dental technical knowledge and experience using Prettau® zirconia; no digital knowledge is required
Participants	6

# FOREST SCHOOL

## EXPLORING NATURE

Homemade bread and butter are placed on the wooden table of the farmhouse kitchen. Wood is stacked up next to the warm stove. The windows reveal a view of the nearby forest and rugged mountain. The air outside is clean and cool, though very warm and cosy inside, where prudent, diligent hands potter, all committed to tradition and striving for the creation of something beautiful.







#### PROGRAMME DETAILS:

The Forest School is a rustic farmhouse within a mystical forest. The participants live and learn there together, always in close connection to nature. They are self-sufficient.

The dental technical teaching follows the example of fine craftsmanship. We teach manual working techniques and digital technologies.

The learned content is self-realised under practical guidance.

Target group	Dental technicians who respect nature and enjoy creating something on their own.
Course duration	5 days
Participants	6

Zirkonzahn®



# ZIRKONZAHN.COURSES

## CAD/CAM MILLING INTRO

### INFORMATION DAY ON ZIRKONZAHN CAD/CAM SYSTEMS

Target group	All those interested in Zirkonzahn CAD/CAM systems
Course duration	4 to 8 hours – depending on the Education Center
Participants	8
Venue	In all Zirkonzahn Education Centers worldwide
Content	Together we scan, model and mill a front tooth as well as a 4-unit bridge. We show you our CAD/CAM system and all its features.

Detailed course information, dates and programme: [www.zirkonzahn.com](http://www.zirkonzahn.com)







## MOBILE LABORATORY

### ZIRKONZAHN'S MOBILE LABORATORY

Target group	All those interested in Zirkonzahn CAD/CAM systems
Course duration	4 hours
Participants	8
Venue	Worldwide on request
Content	On site and with the help of our experts, you virtually design and create a temporary resin restoration with our software.

Detailed course information, dates and programme: [www.zirkonzahn.com](http://www.zirkonzahn.com)







## CAD/CAM MILLING INSTALL

THE INITIAL INSTALLATION AND START-UP HELP IN YOUR LAB

Target group	New Zirkonzahn CAD/CAM system users
Course duration	12 hours in 2 days
Participants	Depending on the lab
Venue	In every lab throughout Europe, outside Europe on request
Content	Upon request, we install and start your new CAD/CAM system. Afterwards, by means of a patient case, you get an insight into the system's general functioning and the basics of our software. Moreover, we give you a lot of useful tips.

Detailed course information, dates and programme: [www.zirkonzahn.com](http://www.zirkonzahn.com)







## CAD/CAM MILLING A

THE BEGINNER COURSE FOR NEW CAD/CAM SYSTEM USERS

Target group	New users of the Zirkonzahn CAD/CAM systems and all those interested in it
Course duration	1.5 days
Participants	6
Venue	In all Zirkonzahn Education Centers worldwide
Content	We show you the basic functions of the CAD/CAM system and the software. You learn how to model and mill a reduced 3-unit zirconia bridge with the CAD/CAM system as well as to efficiently organise the workflow. Moreover, we give you a lot of useful tips.

Detailed course information, dates and programme: [www.zirkonzahn.com](http://www.zirkonzahn.com)





Zirkonzahn

## CAD/CAM MILLING B

THE SPECIALISATION COURSE FOR SOFTWARE MODULES AND INNOVATIONS

Target group Zirkonzahn zirconia and system users

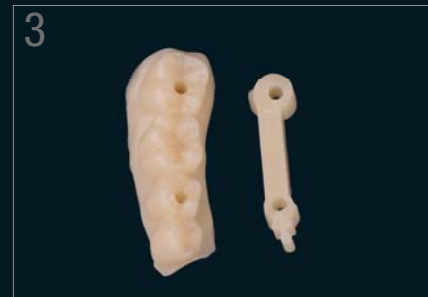
Course duration 2 days

Participants 6

Venue In all Zirkonzahn Education Centers worldwide

Content Together we deepen the application of different software modules, such as Virtual Articulator, Inlays/Onlays/Veneers, Abutments, Occlusally Screwed Bridges, Bars, Attachments, Eggshell Temporary and Bite Splints. Furthermore, we give you an overview of current CAD/CAM innovations and insights into our treasure chest of valuable experiences.

Detailed course information, dates and programme: [www.zirkonzahn.com](http://www.zirkonzahn.com)





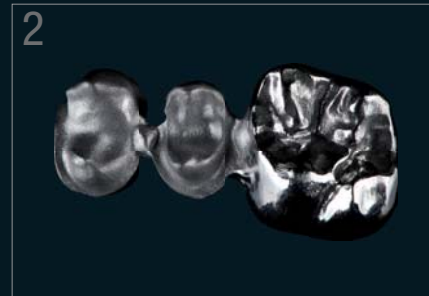


## CAD/CAM MILLING METAL

### THE BEGINNER COURSE ABOUT METALS

Target group	All those interested in Zirkonzahn CAD/CAM systems and new users
Course duration	1.5 days
Participants	6
Venue	Zirkonzahn Education Center Brunico, other venues on request
Content	First, we have some hard facts on the different metals and milling units for you. Afterwards, we model possible applications like abutments, crowns and bridges and prepare the milling units for the manufacturing. Furthermore, we show you in detail everything you need to consider when producing metal restorations and you receive useful tips for the organisation of the workflow.

Detailed course information, dates and programme: [www.zirkonzahn.com](http://www.zirkonzahn.com)





# CAD/CAM MILLING METAL TELESCOPE & PARTIAL DENTURE

THE SPECIALISATION COURSE ABOUT METAL TELESCOPES AND PARTIAL DENTURES

Target group	Zirkonzahn zirconia and system users
Course duration	2 days
Participants	4
Venue	Zirkonzahn Education Center Brunico, Education Center Neuler, other venues on request
Content	We explain how to manufacture metal telescopes by only using one of our model scanners and the CAD/CAM milling unit and how to design and mill the primary and the secondary structure in a single milling process. The friction is already preset in the software and perfected after the milling by polishing the inner surface of the secondary structure. Due to the different dimensions of premolars, molars, front teeth and canines, individual settings are required for each tooth. We will also give an insight into the Zirkonzahn.Partial-Planner software for planning partial dentures.

Detailed course information, dates and programme: [www.zirkonzahn.com](http://www.zirkonzahn.com)





Zirkonzahni

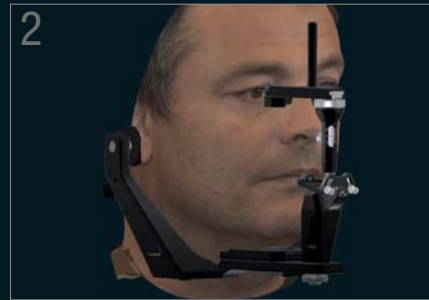


# CAD/CAM MILLING FACE HUNTER

## INTRODUCTION INTO THE 3D DIGITISATION OF THE PATIENT'S FACE WITH THE FACE HUNTER

Target group	All dentists and dental technicians interested in the digitisation of the patient's face and workflow organisation
Course duration	2.5 days
Participants	4
Venue	Zirkonzahn Education Center Brunico, Education Center Neuler, other venues on request
Content	<p>We point out the possibilities resulting from the digitisation of the patient's face and demonstrate how the obtained data is efficiently integrated into the digital workflow.</p> <p>We show you how to use the Face Hunter facial scanner and how to combine the data with other digitally present information (e.g. Dicom and intraoral scanning data). For this purpose, each participant is digitised.</p> <p>Afterwards, on the basis of the face scans, we realise the mock-ups together.</p>

Detailed course information, dates and programme: [www.zirkonzahn.com](http://www.zirkonzahn.com)



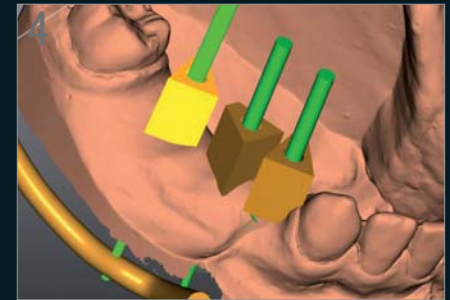
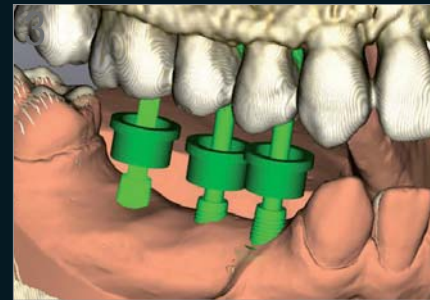
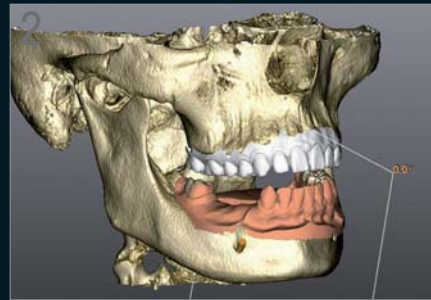
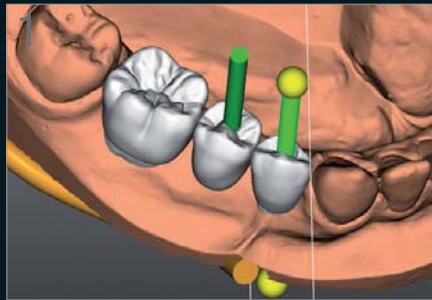


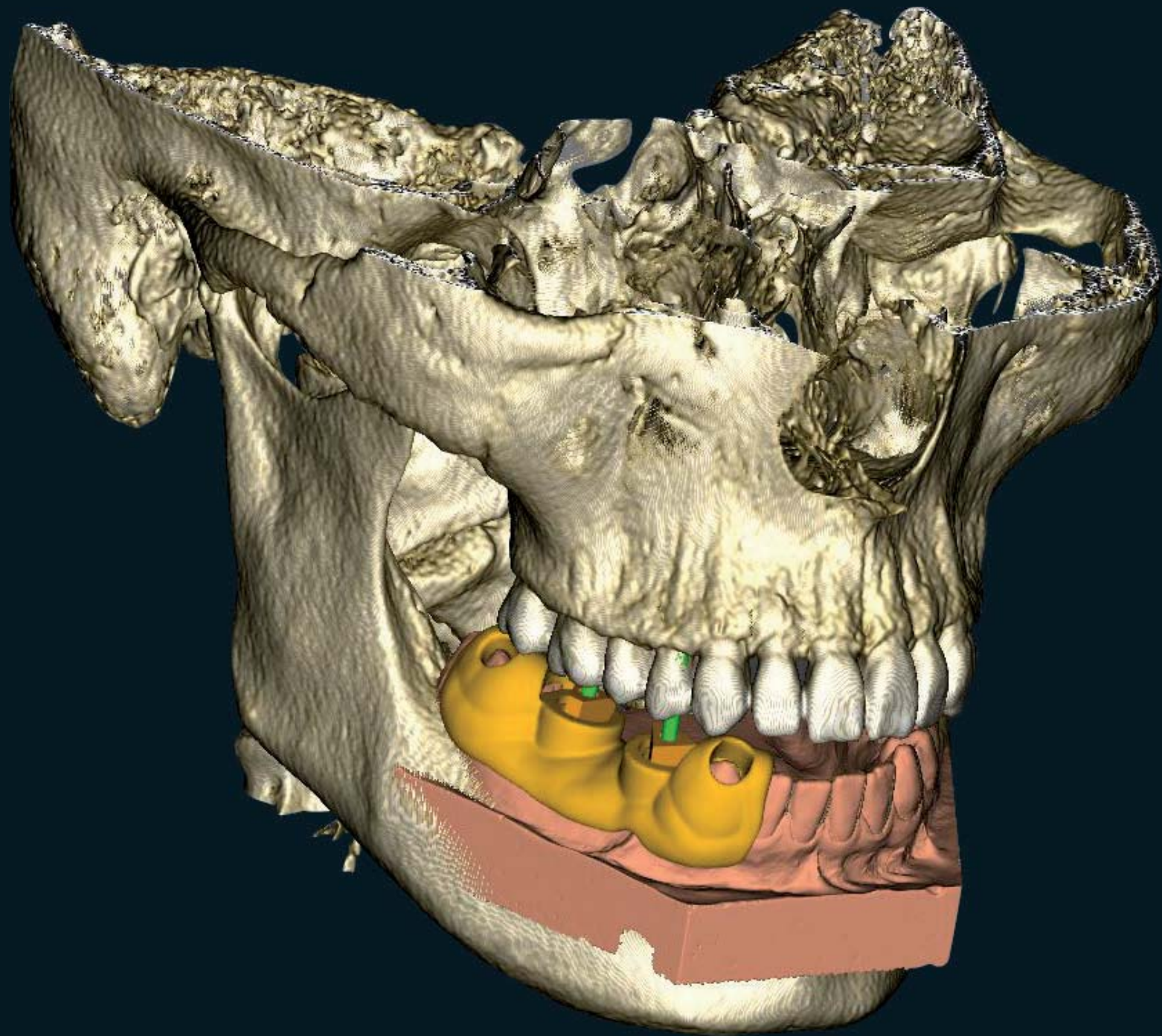
# CAD/CAM MILLING IMPLANT-PLANNER

## THE INTRODUCTION COURSE INTO THE ZIRKONZAHN IMPLANT PLANNING SOFTWARE

Target group	All dental technicians interested in implant planning and workflow organisation
Course duration	1.5 days
Participants	4
Venue	Zirkonzahn Education Center Brunico, Education Center Neuler, other venues on request
Content	After an introduction to the handling of the Carestream CS 3600 intraoral scanner, we will show you with a case prepared by us how to construct and mill the drilling template and the immediate temporary restoration with our software. Furthermore, we teach you how to combine all necessary data in the software and how to efficiently organise the whole planning and manufacturing process.

Detailed course information, dates and programme: [www.zirkonzahn.com](http://www.zirkonzahn.com)





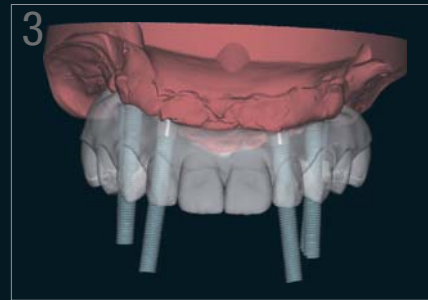
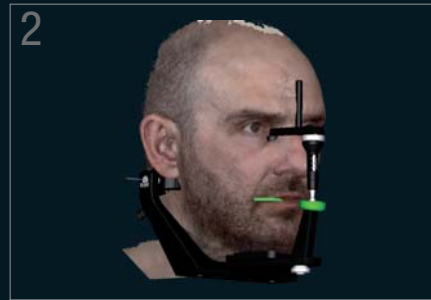
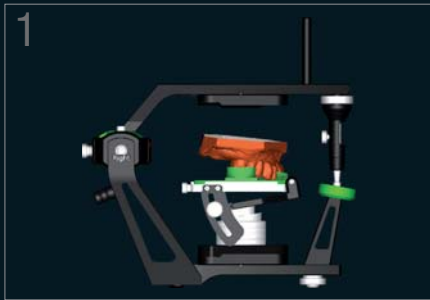


## UNDER PREPARATION CAD/CAM MILLING DIGITAL EXPERT

### SPECIALISATION COURSE ON THE DIGITAL WORKFLOW

Target group	Experienced Zirkonzahn system users
Course duration	3 days
Participants	4
Venue	Zirkonzahn Education Center Brunico, Education Center Neuler, other venues on request
Content	After explaining you the process of intraoral scanning, we teach you the digital registration of patients by means of the Face Hunter 3D facial scanner and the PlaneSystem® (Udo Plaster, MDT) and show you how to import and match patient data. We will digitally articulate the patient situation into the PS1 articulator with the help of the JawPositioner® and create individual bite splints or mock-ups. You will receive tips for a useful workflow design within the treatment team with backward planning and immediate restorations (Immediate Loading).

Detailed course information, dates and programme: [www.zirkonzahn.com](http://www.zirkonzahn.com)





## PRETTAU® BRIDGE ART

THE SPECIALISATION COURSE ABOUT PRETTAU® ZIRCONIA

Target group	Zirkonzahn zirconia and system users
Course duration	1.5 days
Participants	4
Venue	Zirkonzahn Education Center Brunico, Education Center Neuler, other venues on request
Content	We prepare a 4-unit posterior tooth bridge for you and an occlusally screw-retained front tooth made of Prettau® zirconia. After the finalisation of these two structures, we teach you the special colouring technique of Prettau® zirconia and its further personalisation by means of ceramic veneering in the anterior and gingival region with ICE Zirkon Ceramics, as well as the colouring with ICE Zirkon 3D Stains by Enrico Steger.

Detailed course information, dates and programme: [www.zirkonzahn.com](http://www.zirkonzahn.com)







## PRETTAU® BRIDGE AESTHETICS A

THE AESTHETIC COURSE FOR PERFECT PRETTAU® ZIRCONIA ANTERIOR RESTORATIONS

Target group Zirkonzahn zirconia and system users

Course duration 2 days

Participants 4

Venue Zirkonzahn Education Center Brunico, Education Center Neuler, other venues on request

Content On the basis of a 6-unit structure in Prettau® zirconia, we show you how to elaborate and customise the anterior region in a particularly natural way, by colouring it and applying a slight layering of ICE Zirkon Ceramics without the result of ceramic chipping. We finalise the structure together and exchange hints and tricks.

Detailed course information, dates and programme: [www.zirkonzahn.com](http://www.zirkonzahn.com)





# PRETTAU® BRIDGE AESTHETICS B

THE AESTHETIC COURSE FOR PERFECT PRETTAU® ZIRCONIA ANTERIOR RESTORATIONS WITH GINGIVA VENEERING

Target group	Zirkonzahn zirconia and system users
Course duration	3 days (two half days and one entire day)
Participants	4
Venue	Zirkonzahn Education Center Brunico, Education Center Neuler, other venues on request
Content	We put a 4-unit, occlusally screw-retained front bridge in Prettau® zirconia at your disposal. Together we elaborate and colour it with the specially developed colouring technique for this scope. Afterwards, always on the basis of this bridge, we show you everything you need to know about the veneering with ICE Zirkon Ceramics in the anterior and gingival region. Finally, you turn it into a highly aesthetic and natural model made of Prettau® zirconia on titanium bases with natural gingiva.

Detailed course information, dates and programme: [www.zirkonzahn.com](http://www.zirkonzahn.com)







## PRETTAU® 4 ANTERIOR® ART

THE SPECIALISATION COURSE ABOUT PRETTAU® 4 ANTERIOR®

Target group Zirkonzahn zirconia and system users

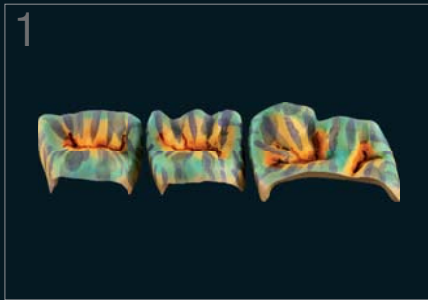
Course duration 1.5 days

Participants 4

Venue Zirkonzahn Education Center Brunico, Education Center Neuler, other venues on request

Content We prepare facets, crowns and inlays made of the highly translucent Prettau® 4 Anterior® zirconia for you in order to teach you the colouring with ICE Zirkon 3D Stains by Enrico Steger by every trick in the book.

Detailed course information, dates and programme: [www.zirkonzahn.com](http://www.zirkonzahn.com)





## PRETTAU® 4 ANTERIOR® ON TECNO MED MINERAL

THE AESTHETIC COURSE ABOUT PRETTAU® 4 ANTERIOR® SINGLE CROWNS  
ON A TECNO MED MINERAL PRIMARY STRUCTURE

Target group Zirkonzahn zirconia and system users

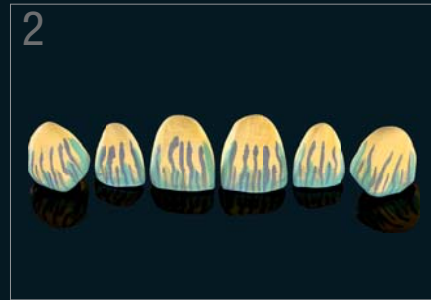

Course duration 2 days

Participants 4

Venue Zirkonzahn Education Center Brunico, Education Center Neuler

Content We show you all necessary digital working steps for the modelling of a primary structure with previously prepared dies and the corresponding full contour teeth set-up. We provide a six-unit anterior substructure made of Tecno Med Mineral Tissue for you and illustrate how to create an aesthetic gingiva with Gingiva-Composites. With the help of the six single crowns made of Prettau® 4 Anterior® prepared beforehand, we teach you the special colouring technique as well as the personalisation with the ICE Zirkon 3D Stains by Enrico Steger. The result obtained will be a six-unit anterior substructure made of Tecno Med Mineral Tissue with cemented single crowns in Prettau® 4 Anterior® on titanium bases.

Detailed course information, dates and programme: [www.zirkonzahn.com](http://www.zirkonzahn.com)







# PRETTAU® 4 ANTERIOR® ON SINTERMETALL

THE AESTHETIC COURSE ABOUT PRETTAU® 4 ANTERIOR® SINGLE CROWNS  
ON A PRIMARY STRUCTURE MADE OF SINTERMETALL

Target group Zirkonzahn zirconia and system users

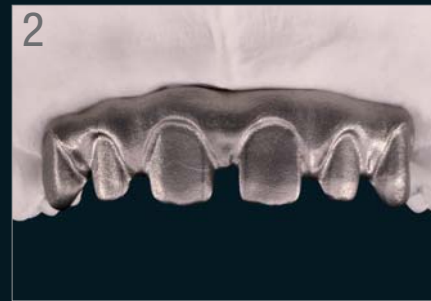
Course duration 2 days

Participants 4

Venue Zirkonzahn Education Center Brunico, Education Center Neuler, other venues on request

Content Together we virtually model a sinter metal substructure with dies prepared beforehand and set up full contour teeth. We provide a six-unit gold-plated anterior substructure made of Sintermetall and show you how to create an aesthetic gingiva with Gingiva-Composites. With the help of the six Prettau® 4 Anterior® single crowns, prepared beforehand, you will discover everything about the special colouring technique and the personalisation with the ICE Zirkon 3D Stains by Enrico Steger. As a result, you will obtain a six-unit anterior substructure made of Sintermetall with cemented single crowns made of Prettau® 4 Anterior®.

*Detailed course information, dates and programme: [www.zirkonzahn.com](http://www.zirkonzahn.com)*



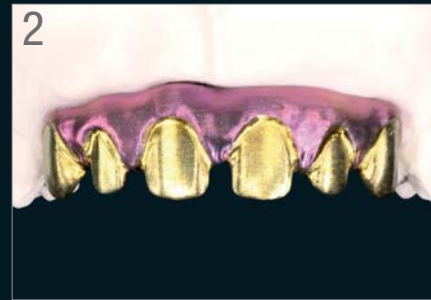


# PRETTAU® 4 ANTERIOR® ON TITAN

THE AESTHETIC COURSE ABOUT PRETTAU® 4 ANTERIOR® SINGLE CROWNS  
ON AN ANTERIOR SUBSTRUCTURE MADE OF ANODISED TITANIUM

Target group	Zirkonzahn zirconia and system users
Course duration	2 days
Participants	4
Venue	Zirkonzahn Education Center Brunico, Education Center Neuler, other venues on request
Content	We show you all necessary digital work steps for the modelling of a primary structure with previously prepared dies, the corresponding full contour teeth set-up as well as the two-colour anodising of a titanium structure. By means of an already prepared and anodised anterior substructure made of titanium, we explain to you how to design the gingiva with Gingiva-Composites in a very natural way. Together we colour the six already prepared Prettau® 4 Anterior® single crowns and subsequently personalise them with ICE Zirkon 3D Stains by Enrico Steger. The final job will be a six-unit anterior substructure made of anodised titanium with cemented Prettau® 4 Anterior® single crowns.

*Detailed course information, dates and programme: [www.zirkonzahn.com](http://www.zirkonzahn.com)*





## UNDER PREPARATION FULL DENTURE

SPECIALISATION COURSE FOR THE PRODUCTION OF A FULL DENTURE

Target group	Zirkonzahn zirconia and system users
Course duration	2 days
Participants	4
Venue	Zirkonzahn Education Center Brunico, Education Center Neuler, other venues on request
Content	Together we virtually model a full denture for the upper and lower jaw in our CAD/CAM software. You will obtain a full denture made of Denture Gingiva resin with teeth made of the high-performance Multistratum® Flexible resin which is pre-coloured in a very natural way. Finally, we finish the complete denture.

Detailed course information, dates and programme: [www.zirkonzahn.com](http://www.zirkonzahn.com)








## TECNO MED A

### FRICITION COPING, SPECIALISATION COURSE FOR FRICITION COPINGS ON ZIRCONIA PRIMARY STRUCTURES

Target group	Zirkonzahn zirconia and system users
Course duration	3 days
Participants	4
Venue	Zirkonzahn Education Center Brunico, Education Center Neuler, other venues on request
Content	We prepare a model with four pre-sintered primary structures in zirconia for you and instruct you in elaborating friction copings made of Tecno Med resin. We show you how to fix the primary structures on the titanium bases, parallelise them, store them in the software and how to subsequently model and mill the friction copings as well as the tertiary structure. Finally, we glue the friction copings on the resin superstructure veneered with Gingiva-Composites and let them slide with friction on the primary structure.

Detailed course information, dates and programme: [www.zirkonzahn.com](http://www.zirkonzahn.com)






## TECNO MED B

### FRICTION BAR, SPECIALISATION COURSE FOR FRICTION ELEMENTS ON ZIRCONIA BARS

Target group	Experienced Zirkonzahn zirconia and system users
Course duration	3 days
Participants	4
Venue	Zirkonzahn Education Center Brunico, Education Center Neuler, other venues on request
Content	We prepare a model with a pre-sintered zirconia bar for you and instruct you in elaborating the friction element made of Tecno Med resin. We will show you how to fix the zirconia bar on the titanium bases, parallelise it, store it in the software and how to subsequently model and mill the friction coping as well as the tertiary structure. Finally, we bond the friction coping to the resin superstructure veneered with Gingiva-Composites and let it slide with friction on the zirconia bar.

Detailed course information, dates and programme: [www.zirkonzahn.com](http://www.zirkonzahn.com)









## CERAMIC LAYERING BUCCAL

### THE INTRODUCTORY COURSE ABOUT CERAMIC LAYERING

Target group	Zirkonzahn zirconia and system users
Course duration	3 days (2 half days and one entire day)
Participants	4
Venue	Zirkonzahn Education Center Brunico, Education Center Neuler, other venues on request
Content	With the help of an already prepared reduced single crown made of Prettau® zirconia, we show you the manual colouring with Colour Liquid Prettau® Aquarell colours. We teach you the ceramic layering of the buccal area with ICE Zirkon Ceramics and give you a lot of tips for the individual finalisation.

Detailed course information, dates and programme: [www.zirkonzahn.com](http://www.zirkonzahn.com)





## CERAMIC LAYERING

THE SPECIALISATION COURSE ABOUT CERAMIC LAYERING

Target group Zirkonzahn zirconia and system users

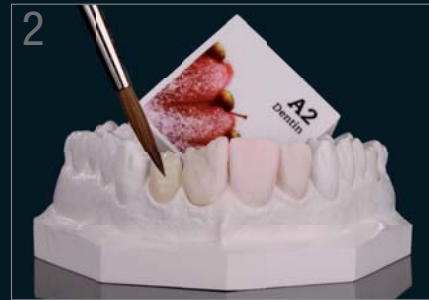
Course duration 2 days

Participants 4

Venue Zirkonzahn Education Center Brunico, Education Center Neuler, other venues on request

Inhalt We layer, layer and layer! With the help of a prepared zirconia structure, we teach you the art of ceramic layering with our ICE Zirkon Ceramics. We explain to you everything you have to know about ceramic veneering of zirconia – from the firing temperature to the surface design.

Detailed course information, dates and programme: [www.zirkonzahn.com](http://www.zirkonzahn.com)





## GINGIVA-COMPOSITES LAYERING

THE INTRODUCTORY COURSE FOR GINGIVA LAYERING WITH COMPOSITES

Target group	Zirkonzahn zirconia and system users
Course duration	1 day
Participants	4
Venue	Zirkonzahn Education Center Brunico, Education Center Neuler, other venues on request
Content	By means of a prepared 8-unit anterior tooth model made of the high-performance Multistratum® Flexible resin, we show you everything you need to know about aesthetic gingiva layering with Gingiva-Composites and the final sealing.

Detailed course information, dates and programme: [www.zirkonzahn.com](http://www.zirkonzahn.com)







## INDIVIDUAL TRAINING

NEVER SAY "IT IS IMPOSSIBLE" – TOGETHER WE WILL BE ABLE TO REALISE ANY PATIENT CASE

Target group	Zirkonzahn zirconia and system users
Course duration	Upon agreement
Participants	Upon agreement
Venue	Zirkonzahn Education Center Brunico, Education Center Neuler or in your lab
Content	If you have a very tricky patient case, we help you to find the best solution, to do an efficient planning as well as to realise and finalise the restoration. In a preliminary talk with one of our experts, you determine the content of the training.

*Detailed course information, dates and programme: [www.zirkonzahn.com](http://www.zirkonzahn.com)*







# WORLDWIDE

## EDUCATED BY ZIRKONZAHN

Because we love what we do, it is a matter of the heart to pass on what we know. We build training centers all around the world. Our best students are trained to become teachers, in order to share the technology and the whole knowledge we accumulated with you and to assure you an innovative edge with the help of our ideas.

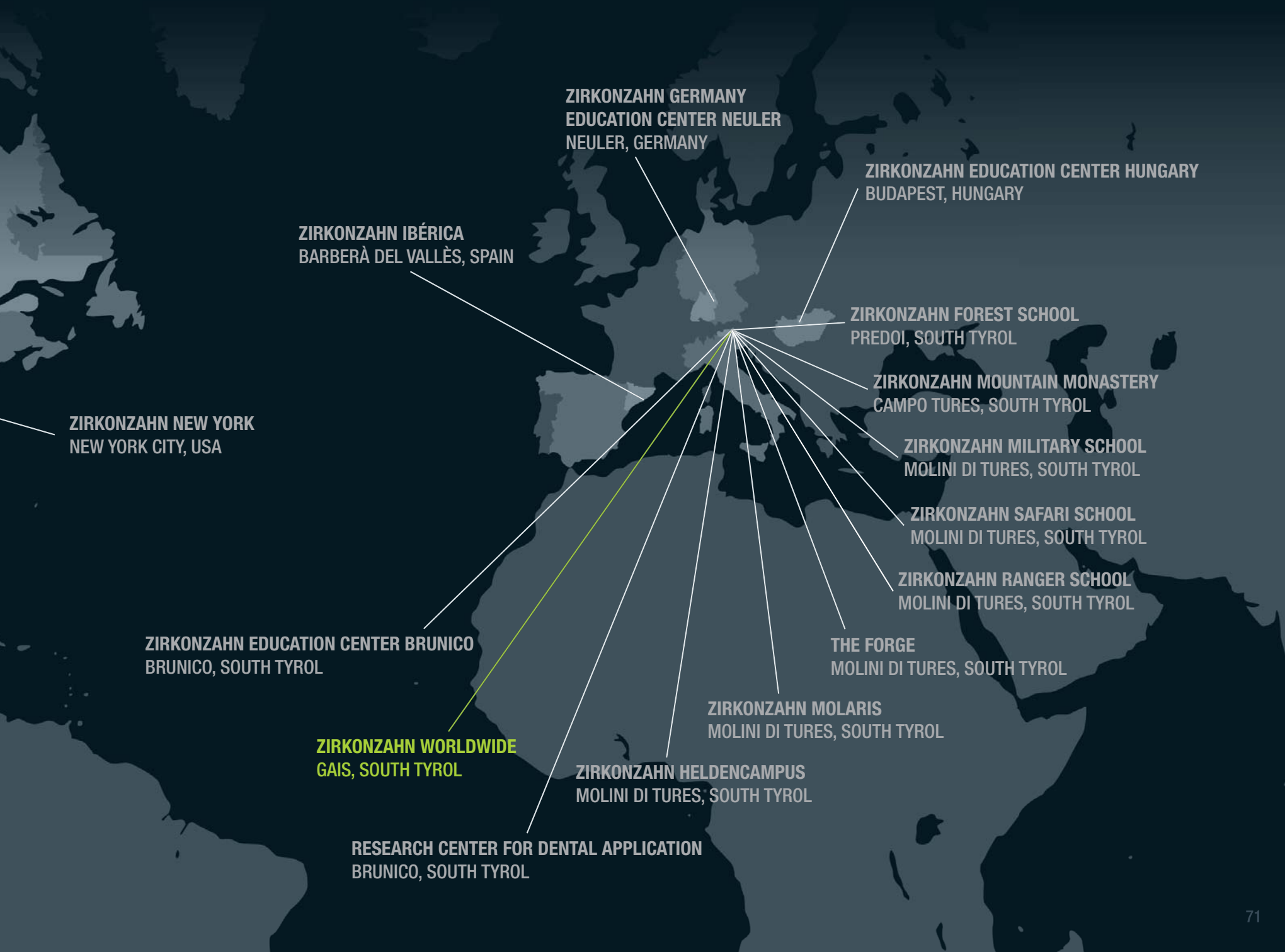
ZIRKONZAHN CANADA  
MONTREAL, CANADA

ZIRKONZAHN USA HEAD OFFICE  
ATLANTA, USA

ZIRKONZAHN EDUCATION CENTER ATLANTA  
ATLANTA, USA

ZIRKONZAHN CALIFORNIA  
EDUCATION CENTER CALIFORNIA  
IRVINE, USA

ZIRKONZAHN MEXICO  
EDUCATION CENTER MEXICO  
IRAPUATO, MEXICO



ZIRKONZAHN GERMANY  
EDUCATION CENTER NEULER  
NEULER, GERMANY

ZIRKONZAHN EDUCATION CENTER HUNGARY  
BUDAPEST, HUNGARY

ZIRKONZAHN IBÉRICA  
BARBERÀ DEL VALLÈS, SPAIN

ZIRKONZAHN FOREST SCHOOL  
PREDOI, SOUTH TYROL

ZIRKONZAHN MOUNTAIN MONASTERY  
CAMPO TURES, SOUTH TYROL

ZIRKONZAHN NEW YORK  
NEW YORK CITY, USA

ZIRKONZAHN MILITARY SCHOOL  
MOLINI DI TURES, SOUTH TYROL

ZIRKONZAHN SAFARI SCHOOL  
MOLINI DI TURES, SOUTH TYROL

ZIRKONZAHN RANGER SCHOOL  
MOLINI DI TURES, SOUTH TYROL

ZIRKONZAHN EDUCATION CENTER BRUNICO  
BRUNICO, SOUTH TYROL

THE FORGE  
MOLINI DI TURES, SOUTH TYROL

ZIRKONZAHN WORLDWIDE  
GAIS, SOUTH TYROL

ZIRKONZAHN MOLARIS  
MOLINI DI TURES, SOUTH TYROL

ZIRKONZAHN HELDENCAMPUS  
MOLINI DI TURES, SOUTH TYROL

RESEARCH CENTER FOR DENTAL APPLICATION  
BRUNICO, SOUTH TYROL



## DIE ZIRKONZAHN SCHULE

*Zirkonzahn S.r.l – An der Ahr 7 – 39030 Gais/South Tyrol (Italy)*  
*T +39 0474 066 680 – [www.zirkonzahn.com](http://www.zirkonzahn.com) – [info@zirkonzahn.com](mailto:info@zirkonzahn.com)*

